



# Summary of Final Results

## Biathlon BC Cup #3

### 8 February 2020

Omineca Ski Club

Time of Last Finish: 1:41 hrs

### Novice - 1.83 km Sprint

Rank	Bib	Name	Team	Shooting			Final Time	Behind	%	Pts	Notes
				P	P	I					
1	1	BOHME, Carter	CSTC	0	0	0	8:40.0	0.0	110.3%	60	
2	2	CADELL, Skye	CNSC	0	1	1	9:42.0	+1:02.0	98.5%	54	
3	4	HOEHN, Maisie	CNSC	0	1	1	10:18.5	+1:38.5	92.7%	48	
4	3	BOHME, Keirstyn	CSTC	2	1	3	11:45.1	+3:05.1	81.3%	43	

### Juvenile - 3 km Sprint


Rank	Bib	Name	Team	Shooting			Final Time	Behind	%	Pts	Notes
				P	P	I					
1	5	REUSCH, Liam	CNSC	2	0	2	14:08.1	0.0	103.7%	60	
2	10	CADELL, Isla	CNSC	1	2	3	14:31.0	+22.9	101%	54	
3	11	HOEHN, Gabby	CNSC	1	1	2	15:20.1	+1:12.0	95.6%	48	
4	6	HAWES, Ewan	OSC	2	3	5	15:31.0	+1:22.9	94.5%	43	
5	7	DEAN, Nathanael	CNSC	0	0	0	15:46.8	+1:38.7	92.9%	40	
6	8	VAN GELOVEN, Gabriel	CNSC	1	0	1	17:11.1	+3:03.0	85.3%	38	
7	9	MUNROE, Sierra	SLNC	4	3	7	17:11.3	+3:03.2	85.3%	36	

### Jr Boys - 5.16 km Sprint

Rank	Bib	Name	Team	Shooting			Final Time	Behind	%	Pts	Notes
				P	P	I					
1	12	AASLIE, Landon	CSTC	3	1	4	21:51.0	0.0	—	60	

### Jr Girls - 5.16 km Sprint

Rank	Bib	Name	Team	Shooting			Final Time	Behind	%	Pts	Notes
				P	P	I					
1	15	SINCLAIR, Payton	CNSC	1	1	2	20:00.7	0.0	103.1%	60	
2	13	CADELL, Iona	CNSC	1	2	3	20:45.8	+45.1	99.4%	54	
3	14	DOUGLAS, Artemis	CNSC	3	0	3	21:07.7	+1:07.0	97.7%	48	
4	16	HAMP, Julia	OSC	0	1	1	21:23.4	+1:22.7	96.5%	43	





# Summary of Final Results

## Biathlon BC Cup #3

### 8 February 2020

Omineca Ski Club

Time of Last Finish: 1:41 hrs

5 17 **BALKWILL, Laura** CSTC 3 5 8 **23:46.8** +3:46.1 86.8% 40

## Youth Men - 7.5 km Sprint

Rank	Bib	Name	Team	Shooting			Final Time	Behind	%	Pts	Notes
				P	S	I					
1	20	<b>BENDER, Cole</b>	OSC	1	0	1	<b>20:43.8</b>	0.0	—	60	
2	18	<b>CONNON, Liam</b>	CNSC	0	1	1	<b>22:00.4</b>	+1:16.6	—	54	
3	19	<b>ALGRA, Ethan</b>	SLNC	2	2	4	<b>22:48.2</b>	+2:04.4	—	48	

## Youth Women - 6 km Sprint


Rank	Bib	Name	Team	Shooting			Final Time	Behind	%	Pts	Notes
				P	S	I					
1	21	<b>BENOIT, Natalie</b>	SLNC	1	2	3	<b>23:10.2</b>	0.0	—	60	
2	22	<b>LESAWICH, Claire</b>	SLNC	3	0	3	<b>23:40.4</b>	+30.2	—	54	
3	23	<b>MOUTRAY, Linnea</b>	NN	1	2	3	<b>25:43.8</b>	+2:33.6	—	48	

## Masters Women 35 - 6 km Sprint

Rank	Bib	Name	Team	Shooting			Final Time	Behind	%	Pts	Notes
				P	S	I					
1	25	<b>LANCASTER, Callie</b>	BVB	3	2	5	<b>26:01.4</b>	0.0	—	60	
DSQ	24	<b>BOWES-LYON, Léa-Marie</b>	BVB	4	0	4	<b>24:57.3</b>	-1:04.1	—	—	Penalties: DSQ 11.3.4h – deviated from specified trail – DSQ

## Masters Men 35 - 6 km Sprint

Rank	Bib	Name	Team	Shooting			Final Time	Behind	%	Pts	Notes
				P	S	I					
1	26	<b>WITWICKI, Alan</b>	CNSC	2	3	5	<b>25:29.2</b>	0.0	—	60	
2	27	<b>FRIESEN, Kent</b>	CNSC	2	5	7	<b>29:43.2</b>	+4:14.0	—	54	





# Summary of Final Results

## Biathlon BC Cup #3

### 8 February 2020

Omineca Ski Club

Time of Last Finish: 1:41 hrs

### Masters Men 50 - 6 km Sprint

Rank	Bib	Name	Team	Shooting			Final Time	Behind	%	Pts	Notes
				P	S	I					
1	31	ELDEN, Chris	CSTC	3	3	6	23:34.0	0.0	107.3%	60	
2	30	TATE, Gary	SSN	0	2	2	25:42.9	+2:08.9	98.4%	54	
3	28	SWANSBURG, bryan	BVB	1	2	3	26:35.8	+3:01.8	95.1%	48	
4	29	HAMP, Randy	OSC	2	5	7	30:43.2	+7:09.2	82.3%	43	

### Recreation 1 - 5.16 km Sprint


Rank	Bib	Name	Team	Shooting			Final Time	Behind	%	Pts	Notes
				P	S	I					
1	32	MUNROE, Neil	SLNC	3	3	6	15:32.4	0.0	—	60	

### Sr Girls - 6 km Sprint

Rank	Bib	Name	Team	Shooting			Final Time	Behind	%	Pts	Notes
				P	S	I					
1	33	GREEN, Moira	CNSC	2	1	3	20:44.1	0.0	107.4%	60	
2	36	HILL, Sofie	SSN	1	4	5	22:47.4	+2:03.3	97.7%	54	
3	35	BENDER, Adrienne	OSC	1	2	3	23:16.6	+2:32.5	95.7%	48	
4	34	HAMP, Nicole	OSC	2	3	5	24:14.8	+3:30.7	91.8%	43	
5	37	WITWICKI, Brynn	CNSC	0	3	3	24:23.1	+3:39.0	91.3%	40	
DNF	38	FULTON, Taylor	SSN	3	2		—	—	—	—	

### Sr Boys - 6 km Sprint

Rank	Bib	Name	Team	Shooting			Final Time	Behind	%	Pts	Notes
				P	S	I					
1	42	VEEKEN, Nicholas	CNSC	0	1	1	19:20.3	0.0	101.3%	60	
2	47	VANWERKHOVEN, Cody	NN	0	2	2	19:40.4	+20.1	99.6%	54	
3	49	BENSON, Sean	SSN	2	1	3	19:46.3	+26.0	99.1%	48	
4	43	GEORGYEV, Damian	CNSC	4	3	7	20:08.4	+48.1	97.3%	43	
5	44	SOLOMONSON,	SLNC	1	2	3	21:37.2	+2:16.9	90.6%	40	





# Summary of Final Results

## Biathlon BC Cup #3

### 8 February 2020

Omineca Ski Club

Time of Last Finish: 1:41 hrs

sebastian

Rank	Bib	Name	Team	1	2	3	Time	Behind	%	Pts	Notes
6	46	SIMONS, Liam	CNSC	1	2	3	22:18.8	+2:58.5	87.8%	38	
7	48	MUNROE, Parker	SLNC	3	4	7	22:32.8	+3:12.5	86.9%	36	
8	40	FRIESEN, Quinn	CNSC	2	4	6	24:00.9	+4:40.6	81.6%	34	
9	41	BALKWILL, Graham	CSTC	2	3	5	25:32.6	+6:12.3	76.7%	32	
10	45	HAMELIN, Reese	CSTC	4	3	7	28:34.9	+9:14.6	68.6%	31	
DSQ	39	SINCLAIR, Liam	CNSC	1	4	5	22:28.7	+3:08.4	—	—	Penalties: DSQ 11.3.4 – started early

## Recreation 2 - 3 km Sprint

Rank	Bib	Name	Team	Shooting			Final Time	Behind	%	Pts	Notes
				P	P	I					
1	56	CADELL, Ali	CNSC	0	1	1	14:50.9	0.0	113.6%	60	
2	58	BALKWILL, Brian	CSTC	1	3	4	17:34.8	+2:43.9	95.9%	54	
3	57	BALKWILL, Karen	CSTC	3	0	3	18:09.8	+3:18.9	92.8%	48	
4	50	DEAN, Gary	CNSC	2	0	2	18:11.3	+3:20.4	92.7%	43	
5	55	VEEKEN, Elisabeth	CNSC	1	2	3	20:16.9	+5:26.0	83.1%	40	
6	51	BENSON, Andrew	SSN	5	5	10	21:33.5	+6:42.6	78.2%	38	
7	59	BERNARD, Agathe	OSC	0	3	3	22:05.3	+7:14.4	76.3%	36	
8	60	HAMELIN, Gisela	CSTC	2	2	4	23:27.8	+8:36.9	71.9%	34	
9	52	VANWERKHOVEN, Dave	NN	4	4	8	24:51.8	+10:00.9	67.8%	32	Adjustments: 16 secs waiting for a target
10	53	SINCLAIR, Aaron	CNSC	2	2	4	26:23.7	+11:32.8	63.9%	31	

